

Company name

Logo

Stock Symbol

Goog+A2:G5le



GOOG

Apple inc.



AAPL

Sony Corporation



SNE

The swatch group



SWGAY

Louis Vuitton



LVMUY

Burberry



BRBY

Coach,INC



COH

GUCCI



Gucci Group

GUCG

Dior

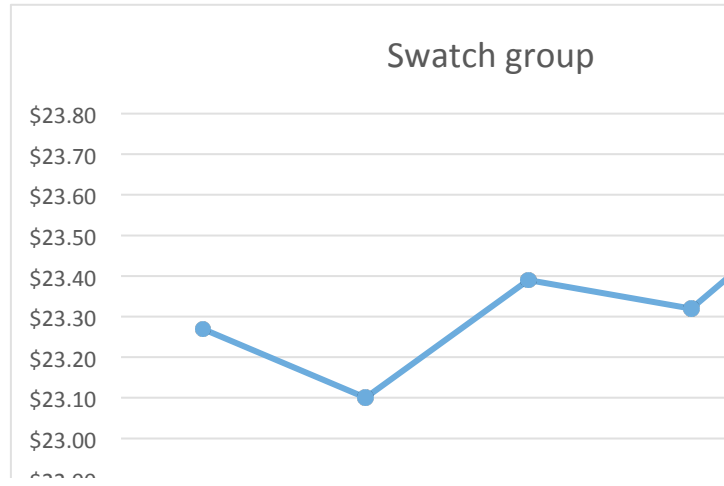
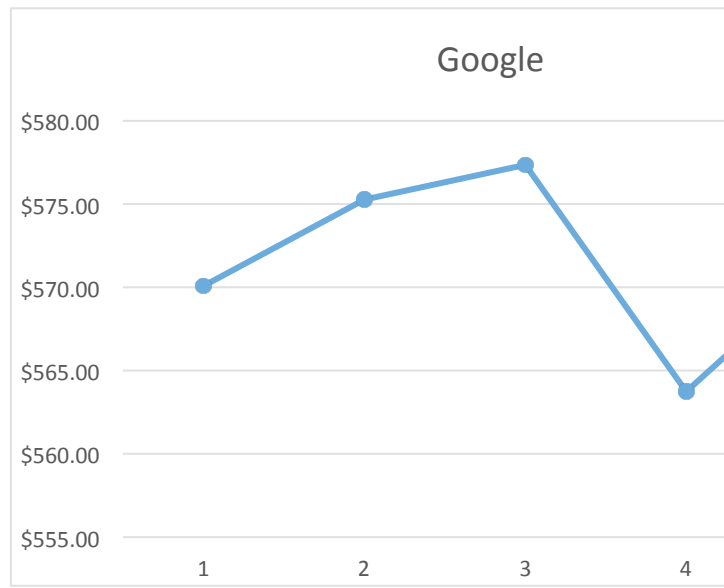
Christian Dior

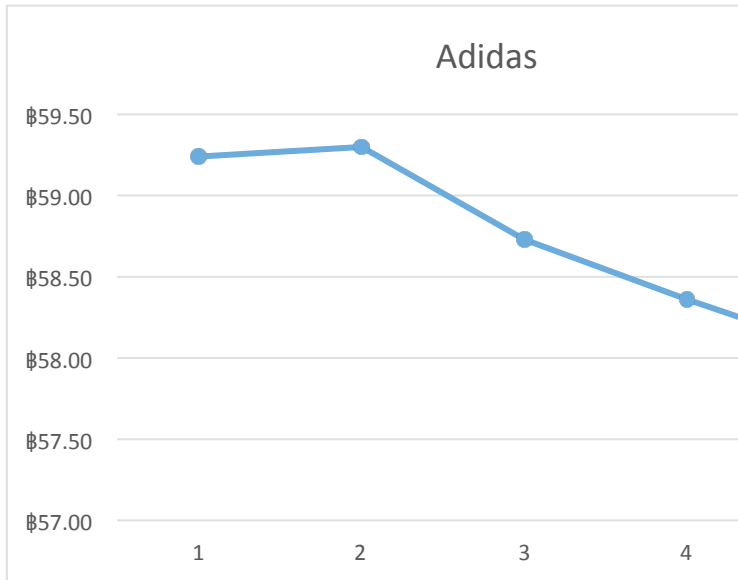
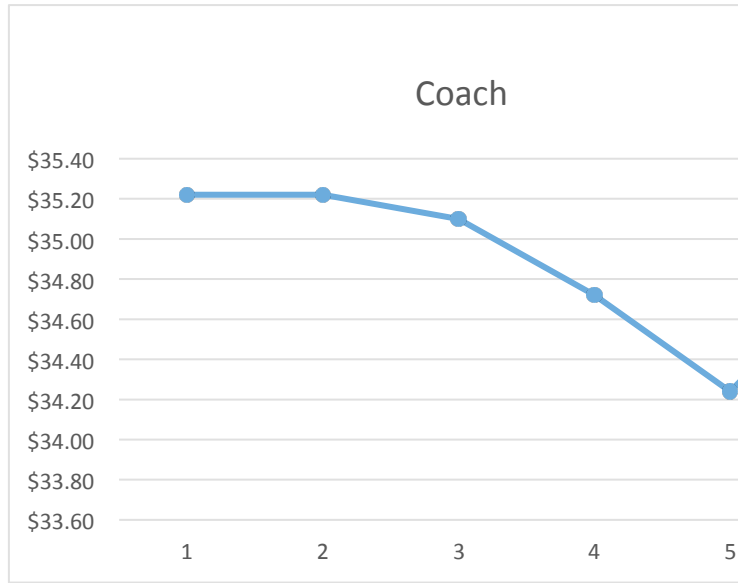
CDI

adidas

Adidas

ADS





| Stock Market | Price pre share | Number of shares | Total cost | 2/10/14 |
|---------------------|------------------------|-------------------------|-------------------|-------------------|
| NASDAQ | \$568.27 | 12 | \$6,819.24 | \$570.08 |
| NASDAQ | \$99.18 | 5 | \$495.90 | \$99.90 |
| NYSE | \$17.77 | 10 | \$177.70 | \$17.47 |
| OTCMKTS | \$23.27 | 10 | \$232.70 | \$23.27 |
| | | | | \$127.50 |
| OTCMKTS | \$32.05 | 8 | \$256.40 | |
| | | | | \$1,432.00 |
| LON | \$1,435.00 | 6 | \$8,610.00 | |
| | | | | \$35.22 |
| NYSE | \$35.21 | 6 | \$211.26 | |

\$140.35

OTCMKTS

\$140.00

9

\$1,260.00

\$130.95

EDA

\$130.80

15

\$1,962.00

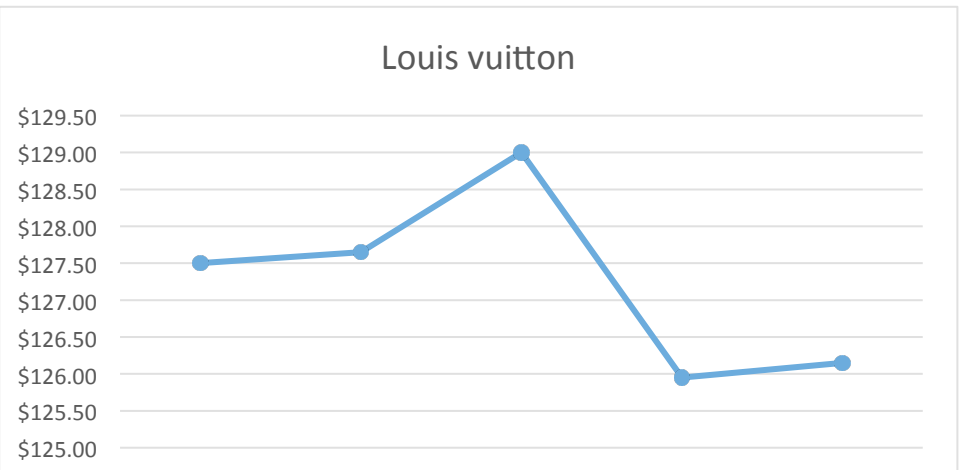
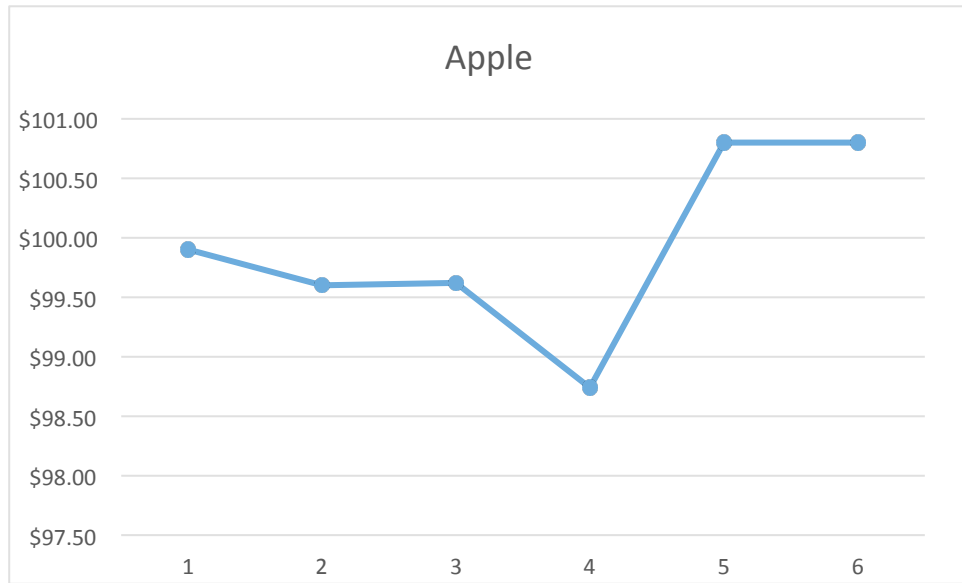

\$59.24

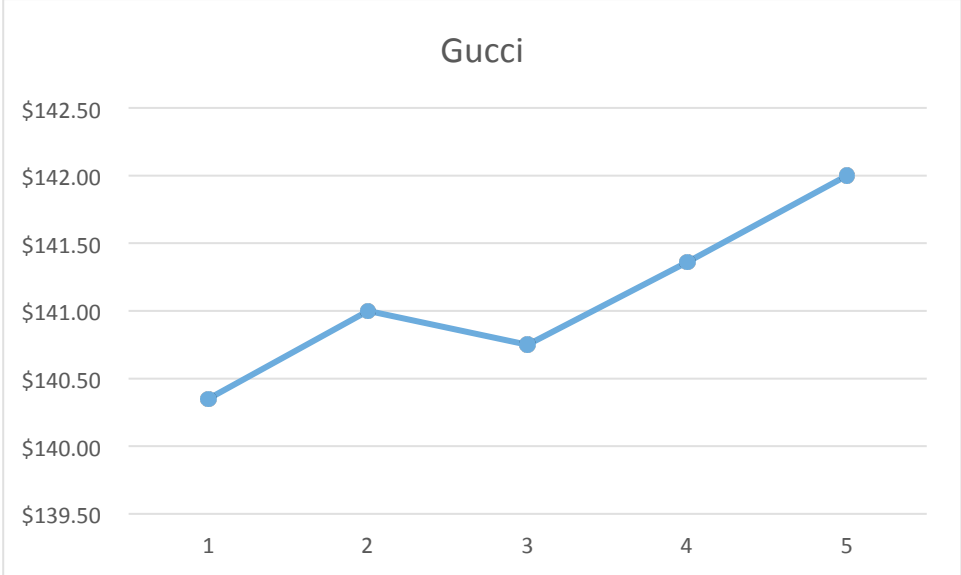

XETRA

\$58.29

2

\$116.58





| 3/10/14 | 6/10/14 | 7/10/14 | 8/10/14 | Net gain/loss |
|-------------------|-------------------|-------------------|-------------------|----------------------|
| \$575.28 | \$577.35 | \$563.74 | \$572.50 | 29.04 |
| \$99.60 | \$99.62 | \$98.74 | \$100.80 | \$0.90 |
| \$17.61 | \$17.76 | \$17.37 | \$17.78 | \$0.31 |
| \$23.10 | \$23.39 | \$23.32 | \$23.66 | \$0.39 |
| \$127.65 | \$129.00 | \$125.95 | \$126.15 | -\$1.35 |
| \$1,458.00 | \$1,473.00 | \$1,464.00 | \$1,460.00 | \$28.00 |
| \$35.10 | \$34.72 | \$34.24 | \$34.92 | -\$0.30 |

\$141.00 \$140.75 \$141.36 \$142.00

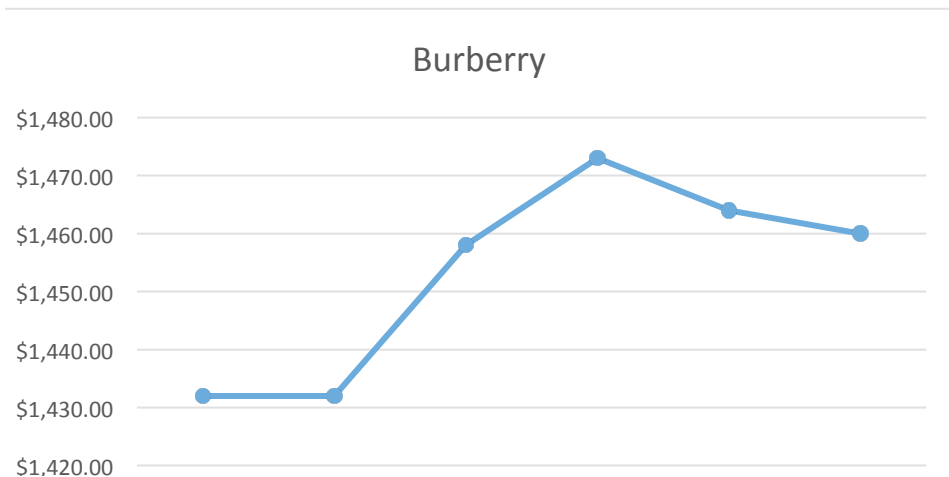
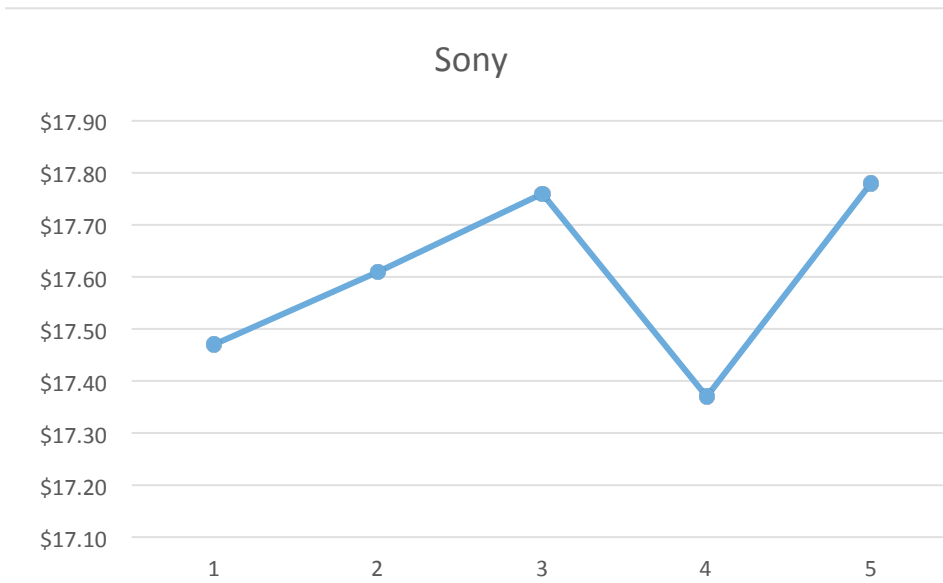
\$1.65

\$132.80 \$131.45 \$130.75 \$130.75

-\$0.20

\$59.30 \$58.73 \$58.36 \$58.02

-\$1.22





Christian Dior

